


Don't let
bunion pain
limit your life

Fix the root cause and get
back on your feet quickly
in a walking boot ^{1,2}



“ It did not take as long
as I had anticipated
to feel better and
to live just as I had, if
not better, than before. ”

April, Lapiplasty® patient

Explore Life After

Lapiplasty®

3D Bunion Correction™

The #1 Bunion Product in the US ³

Bunions are more than a bump

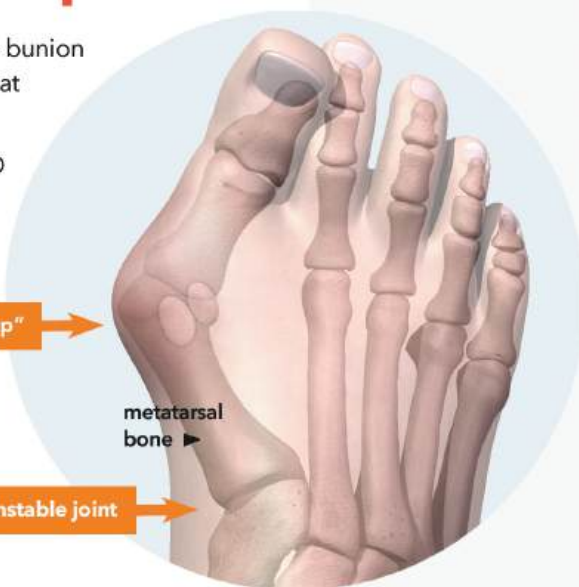
A common misconception is that a bunion is simply an overgrowth of bone that can be "shaved off".

In reality, a bunion is a complex, 3D deformity caused by an unstable joint in the middle of the foot which allows the metatarsal bone to drift out of normal alignment.

visual "bump"

metatarsal
bone

actual root cause; an unstable joint



Bunion foot

Did you know?

25%

of adults
in the U.S.
have bunions⁴

Normal foot



Bunions can be **mild, moderate, or extreme.**

Bunions are a **progressive disorder** and do not go away on their own without surgical correction⁵

Conservative treatments such as bunion pads/splints, toe spacers, orthotics, and wider toe-box shoes can help alleviate pain; but will not fix the problem.

However, Lapiplasty® 3D Bunion Correction™ can effectively treat bunions of all severities.



“My bunions were a **genetic thing**. They **hurt**. And, they were **embarrassing**.”

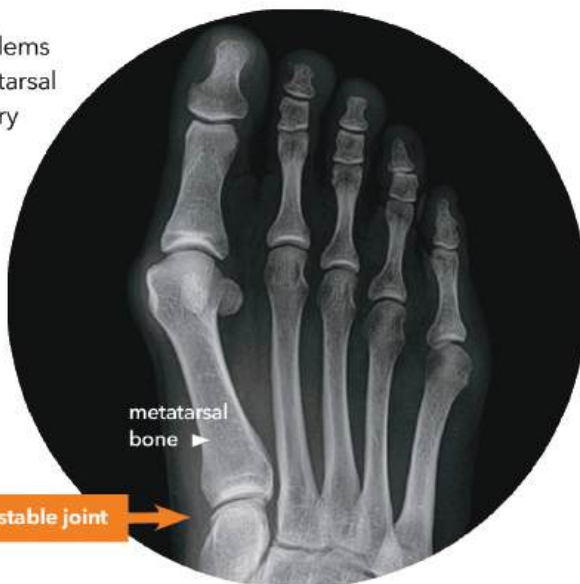
Emily, Lapiplasty® patient

Bunions are a 3D problem

While 87% of bunions are 3D problems with abnormal rotation of the metatarsal bone, the majority of bunion surgery is only 2D and fails to secure the root cause - an unstable joint.

When all three-dimensions of a bunion are not addressed, there is a 12X likelihood it will recur.⁷

That's why Lapiplasty® 3D Bunion Correction™ was developed; to give patients a better outcome.



metatarsal bone

actual root cause; an unstable joint

Bunion foot

Did you know?

87%

of bunions are misaligned in 3 dimensions⁶



Normal foot

Bunions are **complex 3D deformities** that cause your big toe bones to:

1 Lean



First, like the *Leaning Tower of Pisa*, with its unstable foundation, the metatarsal bone starts to *lean sideways*.

2 Elevate



Secondly, the metatarsal bone often *elevates up*, like a stool with a short leg; transferring excessive load to other toes.

3 Rotate



Thirdly, the metatarsal bone can *rotate*, causing abnormal wear and tear on your joints like a car tire out of alignment.

Lapiplasty®

3D Bunion Correction™

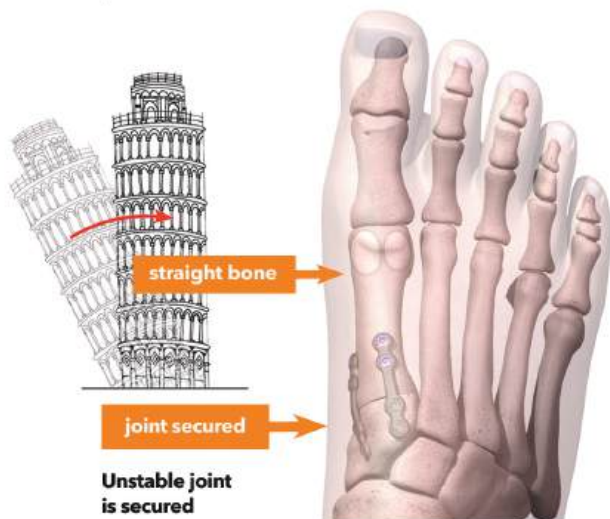
Fix it Right the First Time™

How it works

New way

Lapiplasty® 3D Bunion Correction™

Rotates bone back to normal 3D alignment.
Reliably secures bunion's root cause.



- ✓ Returns entire bone to normal alignment; a 3D correction
- ✓ Fixes the root cause of the bunion; an unstable joint
- ✓ You'll be on your feet in a boot, in many cases, within 2 weeks^{1,2}

Did you know? Up to

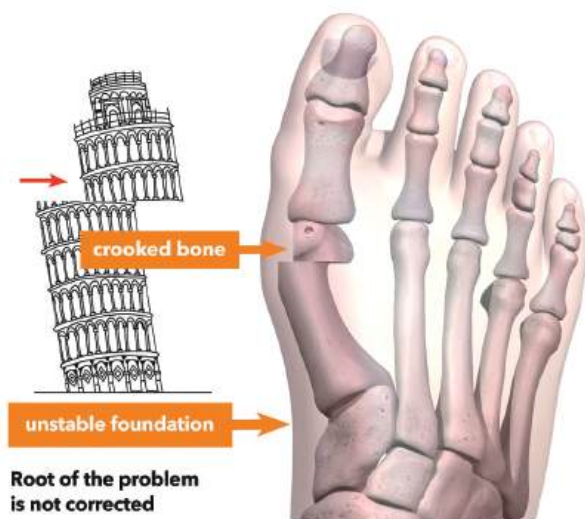
70%

of 2D bunion surgeries
(osteotomies)
can recur over time⁸

Old way

Traditional 2D Bunion Surgery (Osteotomy)

Shaves off "bump"; cuts & shifts top of bone.
Does not address bunion's root cause.



- ✗ Unnaturally cuts & shifts bone; only a 2D correction
- ✗ Addresses cosmetic "bump" only; not the root cause
- ✗ You may be off your feet for up to 6-8 weeks

"As an engineer, I was encouraged by the **precision** this technology provided. This option seemed like **common sense medicine** to me. I wanted the problem **fixed completely and correctly the first time** – who wouldn't?"

Tom, Lapiplasty® patient

What should I expect in terms of recovery?

One Lapiplasty® benefit, that our patients consider a “game changer” when it comes to recovery, is the ability to quickly bear weight in a boot.^{1,2}

Although timepoints and doctor’s orders vary based on each patient’s specific condition, a typical recovery timeline is detailed below. Be sure to ask your doctor what your particular recovery protocol will look like to align your expectations.

Within 2 weeks

You can begin to put some weight on your foot^{1,2}



Next 4-6 weeks

Walking in a boot



At 6-8 weeks

Move into comfortable shoes



At 4-6 months

Resume most activities & return to normal footwear



“The difference between my first bunion surgery and the Lapiplasty® Procedure was like night and day. I was happy with **how quickly I was on my feet and fully recovered** with the new approach.”

Judy, Lapiplasty® patient

The results speak for themselves



Dr. Paul Dayton (IA), 7 weeks post-op



Dr. J P McAleer (MO), 12 weeks post-op



Dr. Daniel Hatch (CO), 4 months post-op



Dr. Alan Berman (NY), 2 years post-op



Example of pre- and post-op xrays



Example of pre- and post-op xrays

Visit AlignMyToe.com to see many more cases.

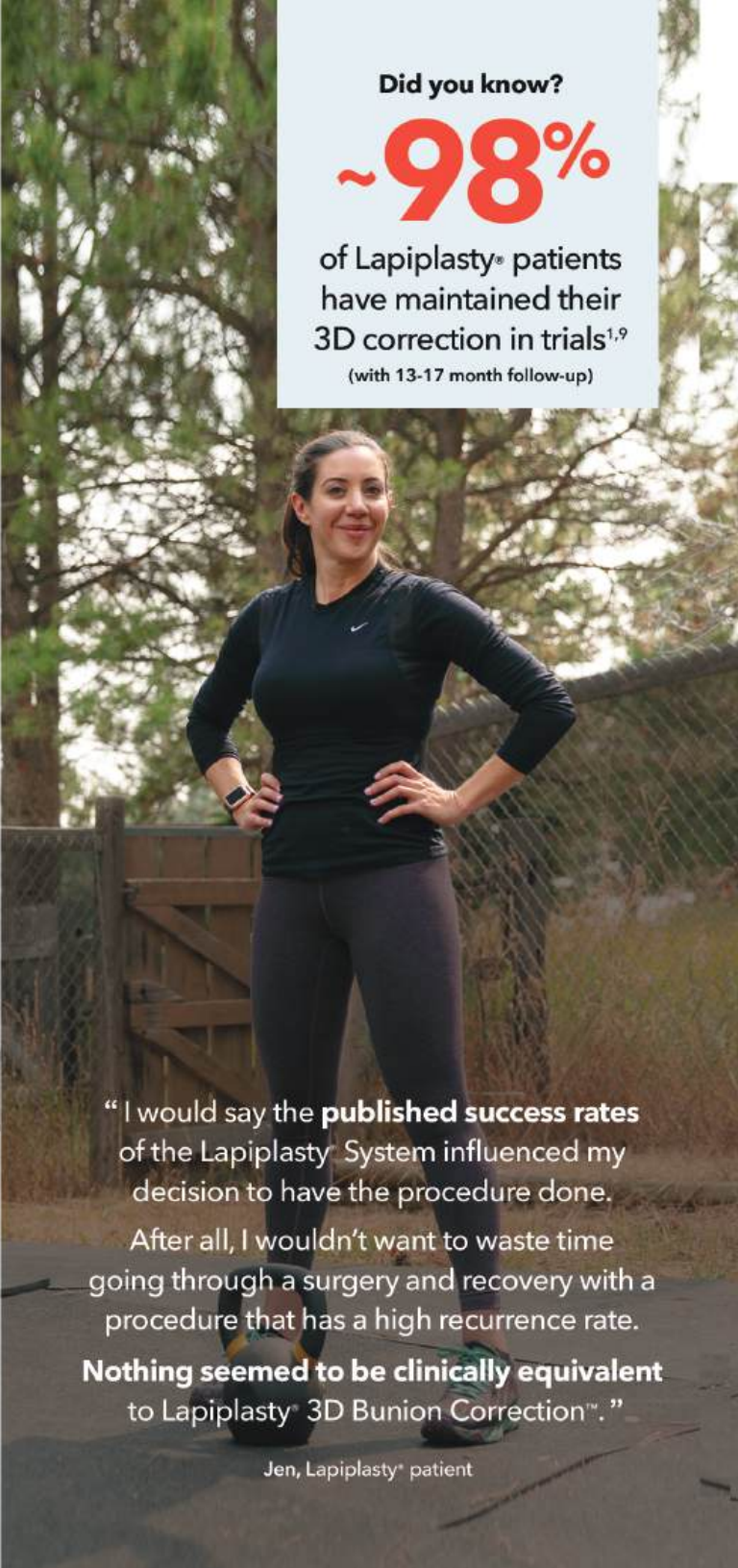
Only the Lapiplasty® Procedure is backed by **15 publications** and offers:

- ✓ **97-99%** of patients maintain their 3D correction (as demonstrated in 13 & 17 month studies)^{1,9}
- ✓ **<2 weeks** to return to weight-bearing in a boot^{1,2}
- ✓ **10.4mm** average reduction in foot width¹⁰
- ✓ **2.4-3.1mm** average shortening of the big toe¹¹
- ✓ **3%** of patients require hardware removal²

Did you know?

~98%

of Lapiplasty® patients
have maintained their
3D correction in trials^{1,9}
(with 13-17 month follow-up)



“I would say the **published success rates** of the Lapiplasty® System influenced my decision to have the procedure done.

After all, I wouldn't want to waste time going through a surgery and recovery with a procedure that has a high recurrence rate.

Nothing seemed to be clinically equivalent to Lapiplasty® 3D Bunion Correction™.”

Jen, Lapiplasty® patient

You have questions We have answers ... from doctors*

Is the Lapiplasty® Procedure covered by insurance and Medicare?

“Yes. Insurance and Medicare typically cover bunionectomy and joint fusion procedures that utilize the Lapiplasty® System when deemed medically necessary. Your doctor’s office can reach out to your provider to determine your level of coverage. This process is best left to your doctor’s office.”

Why was the Lapiplasty® Procedure developed?

“Lapiplasty® was born from doctors’ dissatisfaction with bunion surgery. It’s a philosophy of fixing the deformity in 3D and being able to do it in a reproducible way so that it’s good for the doctor and patient.”

Can I have Lapiplasty® 3D Bunion Correction™ if I’ve had previous 2D surgery that’s failed?

“Yes. It is possible to have a failed 2D bunion surgery corrected and have an excellent clinical outcome.”

Will the titanium plates limit mobility?

“The plates will not limit functionality. By stabilizing and fusing the unstable joint, we are actually making the foot more functional.”

Why do you offer the Lapiplasty® Procedure?

“Patients are often times scared of bunion surgery since they’ve heard horror stories from family members or neighbors - and sometimes they have experienced recurrence themselves. It’s exciting to offer patients the Lapiplasty® Procedure with excellent outcomes,^{6,9} good anatomic restoration, and an excellent recovery profile. It’s a game changer.”

Can I have both feet treated at the same time?

“It’s possible, but not recommended. I like my patients to have one good mobile foot to rest/rely on during recovery. Walking in two cam boots is bulky and not recommended.”

When can I return to sports / activities?

“Most patients can return to low-impact activities at 3 months after surgery; and impact sports at 4-6 months.”

When can I drive if my right foot is treated?

“Right around the 6-8 week mark, post-operatively, as I like my patients to be out of their walking boot.”

Are there physical limitations after the surgery?

“There are no functional limitations once a Lapiplasty® patient is fully healed.”

What do your patients like about Lapiplasty®?

“My patients like the results they are seeing when they look at their before & after xrays. It’s the results, the early-weightbearing (in a boot), and the relief from pain.”

Will my bunion come back?

“Whereas no surgical procedure has a 100% success rate, the Lapiplasty Procedure is designed with the intent to prevent recurrence. Data shows that 97 and 99% of patients were able to maintain their 3D correction in 13 and 17-month trials, respectively.^{6,9}”

**Physicians are paid consultants of Treace Medical Concepts, Inc.*

Visit AlignMyToe.com for many more FAQs.

“When my doctor explained
how the Lapiplasty® Procedure differed
from other bunion treatments,
I felt more at ease.”

Carrie, Lapiplasty® patient



Visit AlignMyToe.com for more patient stories.

Did you know?

Lapiplasty® is the

#1

bunion correction
product in the U.S.³

Patient demand has made the Lapiplasty®
Procedure the #1 bunion product in the U.S.³

Of course, each individual's experience is unique
to them and results vary, but we invite you to visit
AlignMyToe.com to read more patient stories and
to learn more about the procedure, including the
risks associated with surgery.

Only a surgeon can tell if Lapiplasty® 3D Bunion
Correction™ is right for you.

There are potential risks with surgery and recovery
takes time. Potential risks include, but are not
limited to: infection, discomfort from the presence
of the implant, loosening of the implant, and loss
of correction with nonunion or malunion - which
means that the bone does not heal correctly.

For more information, including benefit and risk
information about the procedure, please visit
www.AlignMyToe.com.



“The Lapiplasty® Procedure enabled me
to resume the things that **bring me joy.**”

Andrea, Lapiplasty® patient

References

1. Ray J, et al. Foot Ankle Int. 2019 Aug;40(8):955-960.
2. Dayton P, et al. J Foot Ankle Surg. 2019. 58:427-433.
3. Trailing 12mo. revenue based on company market estimates.
4. Kim Y, et al. Foot Ankle Int. 2015. 36:944-52.
5. American College of Foot & Ankle Surgeons website
6. Kim Y, et al. Foot Ankle Int. 2015. 36:944-52.
7. Okuda R, et al. JBJS. 2007. 89:2163-72.
8. Jeuken RM, et al. Foot Ankle Int. 2016. 37:687-95.
9. Dayton P, et al. J Foot Ankle Surg. 2020, 59(2): 291-297.
10. Vaida J, et al. Foot & Ankle Othopaedics. 2020. Vol. 5(3)1-5.
11. Hatch D, et al. Foot & Ankle Ortho. 2020, 5(4): 1-8.

Lapiplasty®

3D Bunion Correction™

For more information, including benefit and risk information about the procedure, please visit www.AlignMyToe.com.

TREACE
Medical Concepts, Inc.
The Leader in Hallux Valgus Surgery®

Registered marks and trademarks of Treace Medical Concepts, Inc.

Pat. treace.com/patents

© 2021 Treace Medical Concepts, Inc. All Rights Reserved. M018E